

QuickSwitch® Model 4184 Fiber Optic SC Duplex 100BASE-FX A/B Switch w/Remote Port

▪ Provides SC 100BASE-FX Fiber Optic Link Backup

QuickSwitch® 4184 is a fiber optic SC Duplex Interface A/B Switch. It has a multimode duplex fiber connector interface on the A, B, and COMMON ports. The switch connects a workstation or network between two other devices or networks. The internal circuitry insures isolation between the A and B devices / networks. A great solution for fallback network applications. A front panel button changes the switch position eliminating the need to plug and unplug fiber patchcords thus minimizing connector wear. Switch position status is displayed on the front panel LEDs.

The unit also includes an RS232 serial security enhanced Supervisory Remote Port. Upon proper authentication, a terminal or computer in terminal mode connected to this port can communicate with the unit, determine its status, change the switch position as desired, and/or lockout front panel switching capability. A modem can also be connected to this port for remote access to the switch. Access to the Supervisory Remote Port feature is password protected. An optional graphical user interface (GUI) software is also available for use with a computer running Windows operating system.

FEATURES:

- Allows quick connection to any one of two SC networks or devices from one COMMON device.
- Internal circuitry insures isolation between networks/devices.
- Service protocol transparent.
- Bit-rate and data transparent.
- Optical data throughput scalability.
- All fiber ports are SC duplex, multimode, 62.5/125 micron and support a wavelength of 1300 nm.
- Eliminates the need to plug and unplug cables.
- Local control via front-panel pushbutton.
- Remote control port allows off-site monitoring and switch management.
- The Remote port accepts RS232 Serial Data commands for switch position control and monitoring.
- Secure Setup/Configuration access limited by password protection.
- Front panel pushbutton control can be locked out, remotely.
- Ideal for fallback applications.
- Front-panel LED's display switch position and power status.
- Data will not pass through the unit during power loss.
- When power is restored, the unit will return to its previous position.
- Custom length rigorously tested and certified, SC Duplex fiber optic cables are available for your switch installation.



SPECIFICATIONS:

PORT CONNECTORS: (1) RJ45

(3) SC Duplex fiber optic connectors labeled A, B, and COMMON.

FIBER OPTIC INTERFACE: Wavelength 1300nm, speed 100 MBPS, multimode fiber, full duplex transmission, Fiber Size 62.5/125 micron.

FRONT PANEL CONTROL: (1) pushbutton to select port A or B. **DISPLAY:** (2) Red LED's display switch position and indicate power presence.

SUPERVISORY REMOTE: (1) DB9 female connector on rear panel accepts ASCII RS232 Serial Data for Remote Control operation..

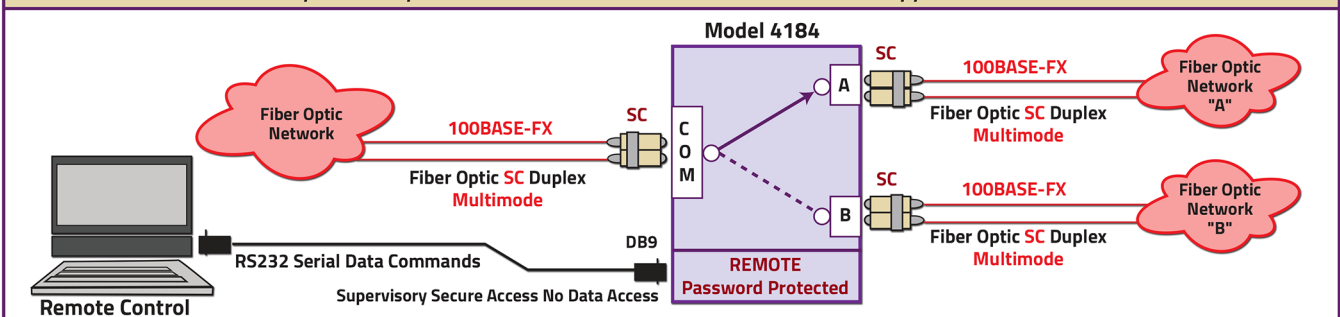
POWER: UL approved 115 VAC, 60 Hz wall mount power module supplies 12 VDC, 500 mA to the unit.

DIMENSIONS: Desktop: 8.11"W x 2.41"H x 7.66"D. (10.5 x 6.2 x 19.5 cm)

WEIGHT: Approx. 1.7 lbs. (0.8 kg)

- **Municipalities, schools, government: This product is on GSA Schedule!**
- **This fiber switch utilizes OEO technology**

QuickSwitch® 4184 Fiber Optic SC Duplex 100BaseFX A/B Switch with Remote Port Application



Custom Fabricated Fiber Optic Cables For Your Network Switch Installation.

- ESL Custom Fabricated Fiber Optic Cable Assemblies are of the highest quality available.
- All Cables are expertly polished and 100% tested for low insertion loss and back reflection.
- These custom cables use the highest quality fiber optic cable material and our connectors are all brand name connectors, AMP, Molex, Siecor.
- Our cable assembly clean room is designed for quick turn-around for standard or special requirements.
- We have a specially trained team of dedicated experienced assemblers ready to meet all your requirements.



To Order Fiber Optic Cables

- **By Phone:** Call 1-401-943-1164 for technical assistance.
- **On Line:** <http://www.electrostandards.com/Products-Custom/Fiber-Optic-Cable/>
- **By Fax:** Please fill out form completely and fax to Electro Standards Laboratories at 1-401-946-5790. If you need assistance please don't hesitate to call us.



Scan QR code:
For Online
Fiber Optic Cable Form

Select your "A" and "B" connector type by placing a check mark next to the appropriate connector, then select the appropriate categories for your fiber optic cable requirement.

Connector "A" Information	Connector "B" Information	Length
<p>TYPE</p> <p><input type="checkbox"/> ST</p> <p><input type="checkbox"/> SC</p> <p><input type="checkbox"/> SC Duplex</p> <p><input type="checkbox"/> FC</p> <p><input type="checkbox"/> FDDI</p> <p><input type="checkbox"/> ESCON</p> <p><input type="checkbox"/> LC</p> <p><input type="checkbox"/> MTRJ</p> <p><input type="checkbox"/> MTP</p> <p><input type="checkbox"/> MTP <input type="checkbox"/> 1x12 <input type="checkbox"/> 2x12 <input type="checkbox"/> 3x12</p> <p><input type="checkbox"/> SMA905</p> <p><input type="checkbox"/> SMA906</p> <p><input type="checkbox"/> NONE (Pigtail)</p> <p><input type="checkbox"/> Other _____</p> <p>Polarity</p> <p><input type="checkbox"/> Female</p> <p><input type="checkbox"/> Male</p>	<p>TYPE</p> <p><input type="checkbox"/> ST</p> <p><input type="checkbox"/> SC</p> <p><input type="checkbox"/> SC Duplex</p> <p><input type="checkbox"/> FC</p> <p><input type="checkbox"/> FDDI</p> <p><input type="checkbox"/> ESCON</p> <p><input type="checkbox"/> LC</p> <p><input type="checkbox"/> MTRJ</p> <p><input type="checkbox"/> MTP</p> <p><input type="checkbox"/> MTP <input type="checkbox"/> 1x12 <input type="checkbox"/> 2x12 <input type="checkbox"/> 3x12</p> <p><input type="checkbox"/> SMA905</p> <p><input type="checkbox"/> SMA906</p> <p><input type="checkbox"/> NONE (Pigtail)</p> <p><input type="checkbox"/> Other _____</p> <p>Polarity</p> <p><input type="checkbox"/> Female</p> <p><input type="checkbox"/> Male</p>	<p>_____</p> <p><input type="checkbox"/> in Meters</p> <p><input type="checkbox"/> in Feet</p> <p>Mode</p> <p><input type="checkbox"/> Single Mode</p> <p><input type="checkbox"/> Multimode</p> <p>Fire Rating</p> <p><input type="checkbox"/> PVC Riser</p> <p><input type="checkbox"/> Plenum</p> <p>Core Size</p> <p><input type="checkbox"/> 50/125mm</p> <p><input type="checkbox"/> 62.5/125mm</p> <p><input type="checkbox"/> 9/125mm</p> <p><input type="checkbox"/> Other _____</p> <p>Cable Type</p> <p><input type="checkbox"/> Simplex</p> <p><input type="checkbox"/> Duplex</p> <p><input type="checkbox"/> Breakout</p> <p><input type="checkbox"/> Distribution _____</p> <p><input type="checkbox"/> Other _____</p> <div style="text-align: center;">   </div>
<div style="display: flex; justify-content: space-between;"> <div style="width: 45%;"> <p>_____</p> <p>_____</p> <p>_____</p> <p>_____</p> </div> <div style="width: 45%;"> <p>_____</p> <p>_____</p> <p>_____</p> <p>_____</p> </div> </div>		